

Car Trunk Led Strip Light



Function Description:

- There are six input wires, usage as follows:
1. Red wire: connected to power source.
 2. Black wire: connected to cathode or ground wire.
 3. Green wire: connect power anode of tail light while brake it will light red color.
 4. White wire: connect power anode of brake light while brake red flow from right to left.
 5. Yellow wire (L): connect power anode of left turn light light turns red flow from left to right.
 6. Yellow wire (R): connect power anode of right turn light light turns red flow from right to left.
 7. Double flash light: red light will flow from the middle to both side.

Car EI Wire Led Strip



Welcome Door Logo Light



Beige




Brown



Black



Car USB Charger



Car Inflatable Air Bed



Car Rear Spoiler



Car Interior Decoration Strip




Car Led Logo Emblem



Car Driving Armrest Pad


Do not take up space
Small and safe
Polyurethane ABS material




Qi Wireless Car Charger Mount



Angel Wings LED Car Door welcome Light



Car Roof Star Light



Strong Adsorption of 3M Magnetic Sheet



USB Connection Simple and Convenient

